

# **Fort Worth Independent School District**

## **044 J.P. Elder Middle School**

### **2021-2022 Campus Improvement Plan**



# Mission Statement

To promote learning in a climate that is communicative, just, disciplined and caring so every child achieves academic success

## Vision

**PIE squared Pride - Integrity - Excellence + Purpose – Engagement = Success**

# Vcdng"qh"Eqpvgpvu

# **Comprehensive Needs Assessment**

**Revised/Approved: October 1, 2021**

6-10, 16 with 11-20, and 8 teachers with over 20 years' experience. With so many teachers with less than 10 years' experience, training is very important to improving academics. Based on the most recent climate survey, the majority of the teachers feel safe and enjoy working at Elder.

**Problem Statement 1 (Prioritized):**

**Demographics Strengths**

J. P. Elder's mobility rate is nearly 10% less than the district. This is due to the fact that Elder is a "Legacy" school, meaning many of our parents and grandparents attended Elder, and now their children do so as well.

J. P. Elder is a homogeneous school, with 95% of the students being Hispanic.

Nearly 2/3 of the teaching staff has less than 10 years' experience and is wanting to get better.

Based on the most recent climate survey, most teachers are receiving feedback from administration and open to feedback.

**Problem Statements Identifying Demographics Needs**

**Problem Statement 1 (Prioritized):**

## **Student Learning**

### **Student Learning Summary**

In regard to student learning at J.P. Elder Middle School, for the last 3 years the campus has scored slightly below district averages on state assessments causing the school to have a 'D' accountability rating. During this time, a high teacher turnover rate, incoming student learning deficiencies, and COVID-19 shutdowns have prevented the school from exiting this list. However, the future looks promising. The 2021 - 2022 school year looks to have a less than 8% turnover rate of staff, double blocked Math and ELA courses for below grade level students and the return of virtual learning students to campus.

### **Student Learning Strengths**

Students at J.P. Elder Middle School demonstrate a variety of different learning styles and strengths. As a whole, the campus offers learning from Special Education to Advanced Placement. 6th Grade Social Studies, 7th Grade Math, and 8th Grade Science have consistently scored above district averages for the 2020 - 2021 school year. Based on MAP testing data, the school is on target to advance to a 'C' accountability rating for 2021 - 2022.

### **Problem Statements Identifying Student Learning Needs**

#### **Problem Statement 1 (Prioritized):**







**Problem Statements Identifying School Processes & Programs Needs**

**Problem Statement 1 (Prioritized):**

**Root Cause:**

**Problem Statement 2 (Prioritized):**

**Root Cause:**

## **Perceptions**

### **Perceptions Summary**

J.P. Elder Middle School is a Title I school dedicated to the improvement of student achievement. Elder's Site-Based Decision Making (SBDM) committee is strong and inclusive encouraging parents



- The Yearling Camp for incoming 6th graders is a huge success and helps students transition from elementary to middle school easier.

**Problem Statements Identifying Perceptions Needs**

**Problem Statement 1 (Prioritized):**  
**Cause:**

**Root**

**Problem Statement 2 (Prioritized):**

**Root Cause:**



**Problem Statement 7**

**Root Cause 7**

**Problem Statement 7 Areas**

**Problem Statement 8**

**Root Cause 8**

**Problem Statement 8 Areas**







# Goals

Revised/Approved: October 1, 2021

**Goal 1:** Early Literacy

Increase the percentage of 3rd grade students who score at meets grade level or above on STAAR Reading from 34% to 47% by August 2024.

**Performance Objective 1:** Increase the percentage of Grade 6-8 students who meet or exceed projected growth on MAP Growth Reading from 46.6% to 51.2% by May 2022.

Increase the percentage of Special Education students from 31.4% to 35.0% by May 2022.

Strategy 1 Details	Reviews
<p><b>Strategy 1:</b></p>  <p><b>Strategy's Expected Result/Impact:</b></p>  <p><b>Staff Responsible for Monitoring:</b></p> <p><b>Title I Schoolwide Elements:</b>                      <b>ESF Levers:</b></p>	

Strategy 2 Details	Reviews			
<b>Strategy 2:</b> <b>Strategy's Expected Result/Impact:</b>  <b>Staff Responsible for Monitoring:</b> <b>Title I Schoolwide Elements:</b> <b>ESF Levers:</b> <b>Problem Statements:</b> <b>Funding Sources:</b>	Formative			Summative
	Nov	Jan	Mar	


**Goal 1: Early Literacy**

Increase the percentage of 3rd grade students who score at meets grade level or above on STAAR Reading from 34% to 47% by August 2024.

**Performance Objective 2:** Increase the percentage of students who score at meets or above in English 1 from 98.2% to 100% by May 2022.

Increase the percentage of Hispanic students from 98.0% to 100% by May 2022.

Strategy 1 Details	Reviews
<p><b>Strategy 1:</b></p>  <p><b>Strategy's Expected Result/Impact:</b></p>  <p><b>Staff Responsible for Monitoring:</b></p>	



**Goal 2: Early Math**

Increase the percentage of 3rd grade students who score at meets grade level or above on STAAR Mathematics from 34% to 45% by August 2024.

**Performance Objective 1:** Increase the percentage of Grade 6-8 students who meet or exceed projected growth on MAP Growth Mathematics from 46.6% to 51.2% by May 2022.

Increase the percentage of English Language Learners from 36.9% to 40.6% by May 2022.

**Student Learning**

**Problem Statement 2**

**Root Cause**

**School Processes & Programs**

**Problem Statement 1**


**Root Cause**

**Goal 2: Early Math**

Increase the percentage of 3rd grade students who score at meets grade level or above on STAAR Mathematics from 34% to 45% by August 2024.

**Performance Objective 2:** Increase the percentage of students who score at MEETS or above in Algebra 1 from 88.1% to 97.0% by May 2022.

Increase the percentage of English Language Learners from 83.3% to 91.6% by May 2022.

Strategy 1 Details	Reviews			
<b>Strategy 1:</b>  <b>Strategy's Expected Result/Impact:</b>  <b>Staff Responsible for Monitoring:</b> <b>Title I Schoolwide Elements:</b> <b>Problem Statements:</b>	Formative			Summative
	Nov	Jan	Mar	June
				

**Performance Objective 2 Problem Statements:**


Student Learning	
<b>Problem Statement 2</b>  <b>Root Cause</b>	
School Processes & Programs	
<b>Problem Statement 2</b>  <b>Root Cause</b>	

**Goal 3: CCMR**

Increase the percentage of students graduating with a CCMR indicator from 43% to 48% by June 2024.

**Performance Objective 1:** Increase the percentage of 6-8 grade students scoring at MEETS or above on STAAR Reading from 26.0% to 31.0% by May 2022.

Increase the percentage of English Language Learners from 21.0% to 25.0% by May 2022.

Strategy 1 Details	Reviews			
<b>Strategy 1:</b>  <b>Strategy's Expected Result/Impact:</b>  <b>Staff Responsible for Monitoring:</b> <b>Title I Schoolwide Elements:</b> <b>Problem Statements:</b> <b>Funding Sources:</b>	<b>Formative</b>			<b>Summative</b>
	<b>Nov</b>	<b>Jan</b>	<b>Mar</b>	<b>June</b>
Strategy 2 Details	Reviews			
<b>Strategy 2:</b> <b>Strategy's Expected Result/Impact:</b>  <b>Staff Responsible for Monitoring:</b> <b>Title I Schoolwide Elements:</b> <b>Problem Statements:</b> <b>Funding Sources:</b>	<b>Formative</b>			<b>Summative</b>
	<b>Nov</b>	<b>Jan</b>	<b>Mar</b>	<b>June</b>
				

**Performance Objective 1 Problem Statements:**



**Student Learning**

**Problem Statement 1**

**Root Cause**

**School Processes & Programs**

**Problem Statement 2**

**Root Cause**



**School Processes & Programs**

**Problem Statement 2**

**Goal 4:** Learning Environment (based on the BOE constraints)

**Goal 4:** Learning Environment (based on the BOE constraints)

Ensure all students have access to a safe, supportive and culturally responsive learning environment.

**Performance Objective 2:** Increase positive response by students to the learning environment on the Panorama SEL Survey from 56.1% to 61.7% by May 2022.

Increase positive response by Special Education Students from 50.8% to 55.9% by May 2022.

Strategy 1 Details	Reviews		
<b>Strategy 1:</b>  <b>Strategy's Expected Result/Impact:</b>  <b>Staff Responsible for Monitoring:</b> <b>Title I Schoolwide Elements:</b> <b>Problem Statements:</b> <b>Funding Sources:</b>	<b>Formative</b>		<b>Summative</b>
	<b>Nov</b>	<b>Jan</b>	<b>Formative</b>

**Goal 4:** Learning Environment (based on the BOE constraints)

Ensure all students have access to a safe, supportive and culturally responsive learning environment.

**Performance Objective 3:**

**Goal 4:** Learning Environment (based on the BOE constraints)

Ensure all students have access to a safe, supportive and culturally responsive learning environment.

**Performance Objective 4:** Increase the positive perception of parents on Engagement on the district's Parent Survey from 77.9% to 85.7% by May 2022.

Strategy 1 Details	Reviews
Strategy 1:	





